

No. 814,520.

PATENTED MAR. 6, 1906.

R. CONKLIN.
FOUNTAIN PEN.
APPLICATION FILED SEPT. 11, 1905.

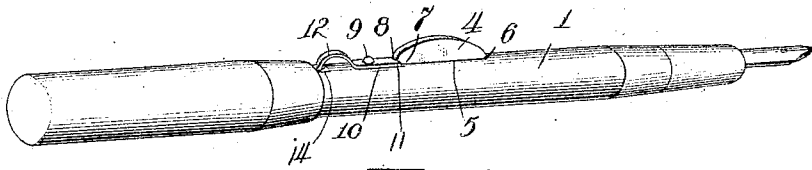


Fig. 1.

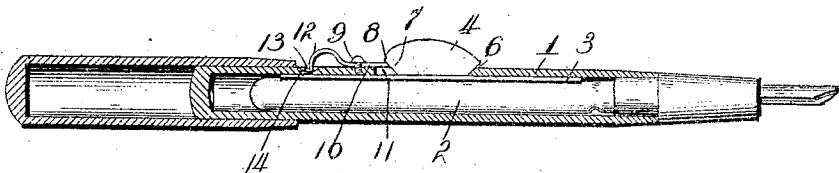


Fig. 2.

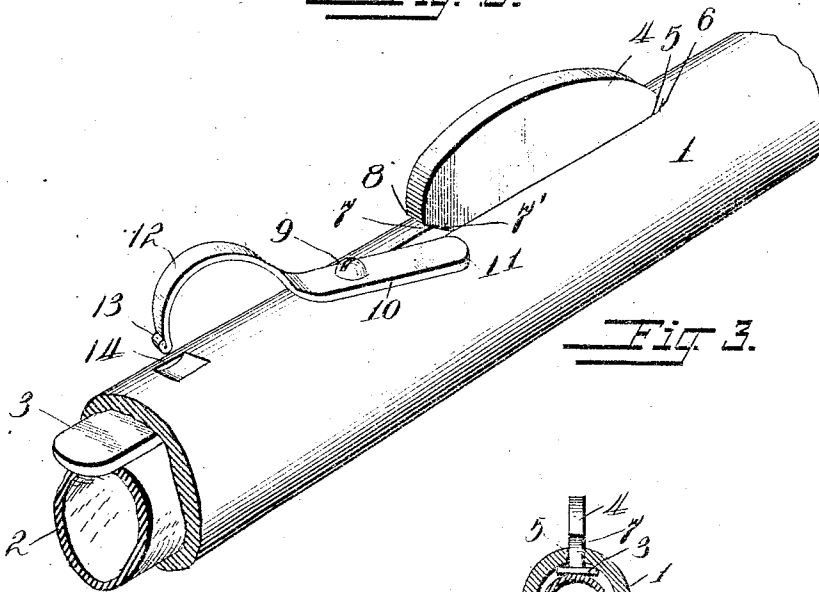


Fig. 3.

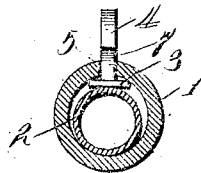


Fig. 4.

Witnesses

Milton Lencow
Ed. M. Hauler

Inventor
Roy Conklin

By *Geo. P. Whittesey*
his Attorney

UNITED STATES PATENT OFFICE.

ROY CONKLIN OF TOLEDO, OHIO.

FOUNTAIN-PEN.

No. 814,520.

Specification of Letters Patent.

Patented March 6, 1906.

Application filed September 11, 1905. Serial No. 278,013.

To all whom it may concern:

Be it known that I, ROY CONKLIN, a citizen of the United States, residing at Toledo, in the county of Lucas and State of Ohio, have invented new and useful Improvements in Fountain-Pens, of which the following is a specification.

This invention relates to fountain-pens; and its object is to improve the construction of that class of fountain-pens known as "self-filling"—such, for example, as the pen covered by my prior patent, No. 685,258, dated October 29, 1901. In that pen the ink-reservoir consists of a slender rubber bag inclosed in a rigid barrel or holder and communicating at one end with the pen-section. A presser-bar is laid along one side of the bag between it and the barrel, and a rib on the bar projects out through a slot in the barrel, so that by pressing on the rib the bag can be compressed. If when so compressed the pen is dipped into a supply of ink and the pressure on the rib is then relieved, the resiliency of the rubber bag causes it to resume its former expanded shape, and in so doing it sucks itself full of ink. A locking-ring passing through a slot in the rib is then turned to prevent accidental inward movement of the rib and presser-bar until it is desired to refill the pen.

The present invention has for its object the provision of a novel locking device for the rib and presser-bar of simple, safe, and effective construction, whereby accidental unlocking of the rib and presser-bar is prevented.

The invention consists of a latching or locking member pivoted to the pen-holder barrel and engageable with the rib to lock the rib and presser-bar against accidental depression. It further consists in a novel construction of rib and slot, whereby the engagement of the latching or locking member with the rib shifts the rib in the slot and causes said rib to engage the pen-barrel, thereby doubly locking the rib and presser-bar. It still further consists in features of construction set forth in detail hereinafter.

In the accompanying drawings, Figure 1 is a perspective view of a pen embodying my invention. Fig. 2 is a partial longitudinal section. Fig. 3 is an enlarged detail perspective of the rib, pivoted latching member, and adjacent parts, showing the latching member swung aside or unlocked; and Fig. 4 is an enlarged cross-section adjacent to one end of the rib.

The barrel 1 is of hard rubber or other rigid material and incloses the ink-reservoir 2, of elastic rubber. The presser-bar 3 lies along one side of the reservoir 2 and has a rib 4 passing out through a slot 5 in the barrel 1 and held normally projected by the reservoir 2. The slot 5 is of greater length than the rib 4, so that the latter may move longitudinally therein, and the ends of said slot are preferably beveled inwardly. One end of rib 4 is beveled and a trifle undercut at 6 to overhang the corresponding end of slot 5, while the opposite end of the rib 4 is undercut at 7, thereby providing the shoulder 8. The undercut portion 7 is rounded at both sides, as shown at 7'.

Pivoted on a screw, pin, or other suitable device 9, secured to the barrel 1, is a latching member or lever 10, of resilient material, one of whose ends 11 is rounded for engagement with the rounded sides 7' whichever way the lever 10 may be swung when the rib 4 is being latched, and the end 11 of this latch-lever is also adapted to engage under the shoulder 8. The longer end of lever or latching member 11 is bowed or "humped" at 12 and terminates in a rounded button 13, adapted by virtue of the inherent resiliency of the lever 10 to snap into or out of a notch or recess 14 in barrel 1 when the rib 4 and presser-bar 3 are being latched or released. When the button 13 is in the recess 14, the rib and presser-bar are securely latched, so that accidental release is practically impossible and the rib cannot be pressed in to collapse the ink-reservoir 2.

When the rib 4 and presser-bar 3 are to be locked after filling the pen, the latching member 10 is swung into longitudinal alinement with the barrel 1 and slot 5, during which operation the rounded end 11 enters beneath the shoulder 8 and presses in a cam-action fashion against the rounded portion 7', which causes the rib 4 to be shifted longitudinally in slot 5 and the portion 6 to overhang or engage the end of slot 5, thus doubly locking the rib. To release the rib, the latching member or lever 10 is swung aside, as shown in Fig. 3, whereupon the rib 4 may be shifted longitudinally in slot 5 and then pressed inwardly to collapse the ink-reservoir.

Having thus described my invention, what I claim as new, and desire to secure by Letters Patent, is—

1. In a self-filling fountain-pen, the combination with a barrel having a slot, of an elastic ink-reservoir in said barrel, a presser-bar

having a rib projecting through said slot, and a lever or latching member pivoted to said barrel for forcing said rib lengthwise against one end of said slot.

2. In a self-filling fountain-pen, the combination with a barrel having a slot, of an elastic ink-reservoir in said barrel, a presser-bar having a rib projecting through said slot, said rib having an undercut end, and a lever or latching member pivoted to said barrel for forcing said rib lengthwise to cause its undercut end to receive and engage one end of said slot.

3. In a self-filling fountain-pen, the combination with a barrel having a slot, of an elastic ink-reservoir in said barrel, a presser-bar having a rib projecting through said slot, and a latching member or lever pivoted to said barrel for locking said rib and presser-bar.

4. In a self-filling fountain-pen, the combination with a barrel having a slot, of an elastic ink-reservoir in said barrel, a presser-bar having a rib projecting through said slot, and a latching member or lever pivoted to said barrel for engaging with and locking said rib.

5. In a self-filling fountain-pen, the combination with a barrel having a slot, of an elastic ink-reservoir in said barrel, a presser-bar having a rib projecting through said slot, said rib having an undercut portion or notch, and a latching member or lever pivoted to said barrel for engaging with said undercut portion or notch to lock the rib and presser-bar.

6. In a self-filling fountain-pen, the combination with a barrel having a slot, of an elastic ink-reservoir in said barrel, a presser-bar having a rib projecting through said slot, a latching member or lever pivoted to said barrel for locking said rib, and means for securing said latching member or lever in locked position.

7. In a self-filling fountain-pen, the combination with a barrel having a slot, of an elastic ink-reservoir in said barrel, a presser-bar having a rib projecting through said slot, and a latching member or lever pivoted to said barrel for locking said rib and provided with means to engage the barrel and secure said latching member in locked position.

8. In a self-filling fountain-pen, the combination with a barrel having a slot, of an elastic ink-reservoir in said barrel, a presser-bar having a rib projecting through said slot, and a springy or resilient latching member or lever pivoted to said barrel for locking said rib and adapted to hold itself in locked position.

9. In a self-filling fountain-pen, the combination with a barrel having a slot, of an elas-

tic ink-reservoir in said barrel, a presser-bar having a rib projecting through said slot, and a latching member or lever pivoted to said barrel for locking said rib, said latching member or lever having a bowed resilient portion engageable with the barrel to secure the lever in locked position.

10. In a self-filling fountain-pen, the combination with a barrel having a slot and a recess or notch, of an elastic ink-reservoir in said barrel, a presser-bar having a rib projecting through said slot, and a locking member or lever pivoted to said barrel for locking said rib, said latching member or lever having a bowed resilient portion adapted to engage the notch or recess in locked position.

11. In a self-filling fountain-pen, the combination with a barrel having a slot, of an elastic ink-reservoir in said barrel, a presser-bar having a rib projecting through said slot, said rib having a cammed portion, and a lever or latching member pivoted to said barrel for engaging said cammed portion to force said rib lengthwise to cause it to engage one end of said slot.

12. In a self-filling fountain-pen, the combination with a barrel having a slot, of an elastic ink-reservoir in said barrel, a presser-bar having a rib projecting through said slot, said rib having a double-cammed portion, and a lever or latching member pivoted to said barrel and adapted to swing both ways relative to said rib to engage either part of the double-cammed portion thereof to force said rib lengthwise to cause it to engage one end of said slot.

13. In a self-filling fountain-pen, the combination with a barrel having a slot, of an elastic ink-reservoir in said barrel, a presser-bar having a rib projecting through said slot, said rib having a shoulder and an undercut double-cammed portion, and a lever or latching member pivoted to said barrel and adapted to swing both ways relative to said rib to engage either part of the double-cammed portion thereof under the shoulder to force said rib lengthwise to cause it to engage one end of said slot and also to support said rib by engagement with said shoulder, said lever having a bowed resilient portion engageable with the barrel to secure the lever in locked position.

In testimony whereof I have signed my name to this specification in the presence of two subscribing witnesses.

ROY CONKLIN.

Witnesses:

H. W. CONKLIN,

W. A. WHITE.